



CTR® 9
BODY SHOP EFFICIENCY
TAKEN SERIOUSLY

CTR[®] 9

BODY SHOP EFFICIENCY TAKEN SERIOUSLY

The **CTR[®] 9** fully automatic welder comes with a new, revolutionized light-weight transformer gun. With its 355° swivel handle and ergo-grip, it enables perfect working positions for anyone, for any job. The gun is supported by a telescopic arm in a durable and lightweight extruded

aluminum that can be easily adjusted both vertically and horizontally. A compact power unit with a low center of gravity gives mobility and stability, a 16,000-amp transformer and **CANBUS** communication ensure a perfect weld every time.

TECHNOLOGY FOR GREATER WORKING RANGE

TELESCOPIC SUPPORT ARM

The support arm is designed to ensure maximum freedom of movement (from 1.9 to 2.4m). It's made of robust yet lightweight extruded aluminum, and is easy to adjust both vertically and horizontally for an optimum working position.

LIGHTWEIGHT TRANSFORMER GUN

The transformer gun made of reinforced fiberglass is designed for fast-paced activity, while at the same time reducing the strain on your body. It's robust, yet among the lightest on the market, allowing you to work efficiently without getting tired. Again and again.

ERGO-GRIP


The fully-closed handle fastened at both ends enhances maneuverability and allows you to hold the gun in a relaxed way in every working position. Day in, day out.

BETTER ACCESSABILITY

With the 6m (236.22in) cable you can reach more parts/sections of the vehicle without moving the machine.

POWER UNIT WITH EASY-TO-USE CONTROL UNIT

The robust and compact power unit with its solid, high strength steel bottom plate features a low center of gravity for superior stability and increased mobility. The control unit is easy and intuitive to use, ensuring fast paced accuracy with every welding spot.

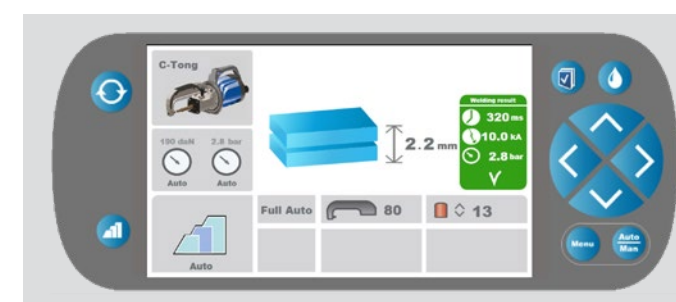


EASY TO USE

READY TO PERFORM

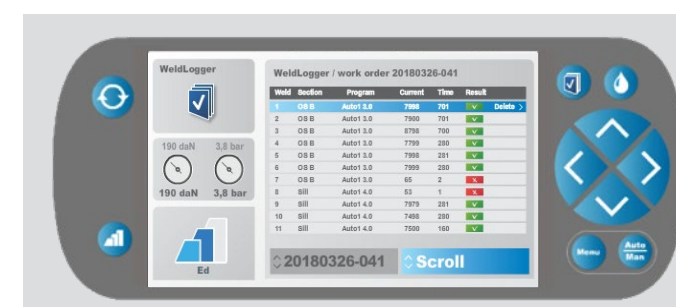
IT INSTANTLY MEASURES THE METAL PANELS AND CALCULATES THE EXACT AMOUNT OF TIME, CURRENT AND CLAMPING FORCE NEEDED FOR A 100% QUALITY-WELD EVERY TIME.

CHOOSE BETWEEN 4 WELDING MODES



FULLY AUTOMATIC	AUTO 1	AUTO 2	MANUAL
Default mode. All values are automatically set.	Semi automatic mode. Most of the values are automatically set.	Semi automatic mode. Some values are automatically set.	Welding time, current and electrode mode are settings that should be set manually.
	Except: Total material thickness	Except: Number of metal sheets Type of material Total material thickness	

WELDING DATA DOCUMENTATION



The **CTR[®] 9** records weld data and generates reports during the repair process. Print the report to testify to the quality of the welding and increase the trust in your body shop.

- PC and machine software for documentation and registration of welding data
- Records welding current, time, date, program and result
- Creates work orders
- Saves welding data with print out possibilities via USB

REACHING THE OUT-OF-REACH

Reachable arm area	40°
Maximum arm reach	1,5M (59.1 in)
Minimum arm reach	1,2M (47.2 in)
Highest height	2,4M (94.5 in)
Lowest height	1,9M (74.8 in)



FEATURES AND BENEFITS

- Fully automatic resistance welder with inverter technology
- Double rotating action of **C-tong** handle for easier handling and higher efficiency. Higher productivity while reducing strains and injuries.
- Welding current up to 16,000 amps for powerful output
- Transformer gun for greater working range
- Innovative, compact design with low center of gravity for increased safety and agility
- Telescopic support arm, adjustable both vertically and horizontally with an adjustable arm height of 1.9 to 2.4 meters from the floor and an adjustable arm length from 1.2 to 1.55 meters
- Weld logging software for documentation and registration of weld data via PC and USB (optional)

* Fully automatic system: Patent pending.

C-TONG

UNIQUE DOUBLE ROTATING HANDLE FUNCTION*

THE 355° SWIVEL HANDLE WITH QUICK RELEASE CAN SWIVEL ON TWO AXES. JUST PRESS THE QUICK-RELEASE BUTTON AND TURN THE HANDLE TO AN OPTIMUM WORKING POSITION FOR SUPERIOR HANDLING. GIVES YOU THE FREEDOM TO PERFORM.



PERFORM SAFELY

CTR® 9 IS CERTIFIED BY THE EOS METHOD (ERGONOMIC OBSERVATION SYSTEM)



THE INTEGRATED QUALITY ASSURANCE MANAGEMENT SYSTEM MONITORS THE JOINING PROCESS FROM START TO FINISH. THE AUTO CHECK SHOWS YOU ANY DIVERSION ON THE WELDING PROCESS TO ENSURE BOTH SAFETY AND QUALITY.

The new **Car-O-Liner CTR® 9** resistance spot welder provides quality spot welds in all the new high-strength steels using cutting edge inverter technology. It features a wide range of accessories, the state of the art **C-Tong** handle and a sophisticated software with four welding modes that go from manual to fully automatic. Keep the fully automatic mode on to ensure perfect welding results.

UNCOMPROMISED ACCURACY

Advanced processors, integrated sensors and digital **CANBUS** communication ensure fast and correct data transmission for absolute accuracy.

PERFORM PER OEM REQUIREMENTS

Ready to perform in your body shop per OEM requirements, the **CTR® 9** replicates the welding procedure as performed by the car manufacturers.

FUTURE-PROOF CONNECTIVITY

Wi-fi and Bluetooth™ enable future monitoring, instant documentation and traceability of the entire welding process.

OVERHEAT PROTECTION

The protection system monitors the welder when the **C-Tong** is used. The thermal and break sensors protect the welder in the event of overheating.


EXCLUSIVE LED STATUS DISPLAY

STATUS

Green LED — indicates that the welding machine is ready. It will flash during the weld process and return to steady when the spot weld was well executed.

SERVICE

Yellow LED — indicates that electrode cap service is required.



WELD QUALITY/OUT OF LIMIT

Red LED — indicates a faulty spot weld. Welding could not be performed because of measured parameters outside limits.

The **CTR® 9 C-Tong** also has a built-in pneumatic feature that presses the welding tips together automatically when triggered. The electrode force is an important ingredient in a good resistance weld. The pressure setting is visible in the control panel display and can be set automatically or manually.

INCREASED ACCESSIBILITY TO ACHIEVE THE BEST PERFORMANCE



*Double rotating handle: Patent pending.

PRODUCT INFORMATION

AND TECHNICAL DATA

SPECIFICATION	208V (PART NO. 48570)	400V (PART NO. 48574)	460V (PART NO. 48572)
MAX. VOLTAGE	3 x 208V -5% +10%, 50 Hz-60 Hz	3 x 400V -5% +10%, 50 Hz-60 Hz	3 x 460V -5% +10%, 50 Hz-60Hz
POWER SUPPLY FUSE	60A slow blow or circuit breaker Type K	32A slow blow or circuit breaker Type D	30A slow blow or circuit breaker Type K
PROTECTION TYPE	IP21	IP21	IP21
INSULATION CLASS	F	F	F
COOLING TYPE	Liquid cooled	Liquid cooled	Liquid cooled
COMPRESSED AIR SUPPLY, P1MIN-P1MAX	5.0-10 bar (72-145 psi)	5.0-10 bar (72-145 psi)	5.0-10 bar (72-145 psi)
DUTY FACTOR, X	10%	10%	10%
MAX. SHORT CIRCUIT INPUT CURRENT, ILCC	317A	136 A	109 A
PERMANENT POWER (100 % DUTY FACTOR), SP	116 kVA	130 kVA	128 kVA
PERMANENT INPUT CURRENT, ILP	324 A	190 A	161 A
ELECTRODE FORCE, FMIN-FMAX	350-640 daN (787-1439 lbf)	350-640 daN (787-1439 lbf)	350-640 daN (787-1439 lbf)
DIMENSIONS (HXWXD) APPROX. (WITHOUT SUPPORT ARM)	1130 x 650 x 930 mm (44.5 x 25.5 x 36.5 in)	1130 x 650 x 930 mm (44.5 x 25.5 x 36.5 in)	1130 x 650 x 930 mm (44.5 x 25.5 x 36.5 in)
WEIGHT APPROX. (ARM + WATER + 80MM YOKE)	135 kg (298 lbs)	135 kg (298 lbs)	135 kg (298 lbs)
WELDING OUTPUT			
MAX. SHORT CIRCUIT OUTPUT CURRENT, I2CC	16.0 kA	16.0 kA	16.0 kA
PERMANENT OUTPUT CURRENT (100 % DUTY FACTOR), I2P	14.1 kA	15.8 kA	15.8 kA
NO-LOAD VOLTAGE, U2D	12.0 V	13.0 V	14.5 V
LIQUID COOLING			
COOLING POWER	1000W	1000W	1000W
TANK CAPACITY	20 l (5.3 gal)	20 l (5.3 gal)	20 l (5.3 gal)
RATED COOLING LIQUID FLOW, Q	3 l/min (0.79 gal/min)	3 l/min (0.79 gal/min)	3 l/min (0.79 gal/min)

80023 CTR-9 2018-10 BROCHURE US



CAR-O-LINER®

www.car-o-liner.com



Car-O-Liner® (2018) is a trademark of Snap-on Incorporated. All rights reserved.

Product images are for illustrative purposes only and may differ from the actual product. Car-O-Liner reserves the right to modify any content without prior notice.